

COR-LAM

CORDES GLULAM BUILDING ELEMENTS FOR WALL, CEILING AND ROOF



COR-LAM:
One product. Many possibilities.

We take action to protect our planet, embracing our responsibility to preserve nature and the environment. This commitment ensures that we can continue to innovate and create with wood for generations to come.



COR-LAM

CONTENT

| | |
|---|----|
| 01 COR-LAM at a glance | 4 |
| Where COR-LAM can be used | 4 |
| 02 Overview | 6 |
| The Product | 6 |
| Groove and Tongue dimensions | 7 |
| 03 Certificate / Declaration of Performance | 8 |
| 04 Mix and Match | 10 |
| Our Products - versatile and combinable | 10 |

01 COR-LAM AT A GLANCE

With our new glulam production, we now offer the capability to manufacture Glulam building elements according to customer specifications. Additionally, we can provide finishing services as needed.

Explore the versatile applications of our **COR-LAM elements**.

WHERE COR-LAM CAN BE USED

Areas of application:

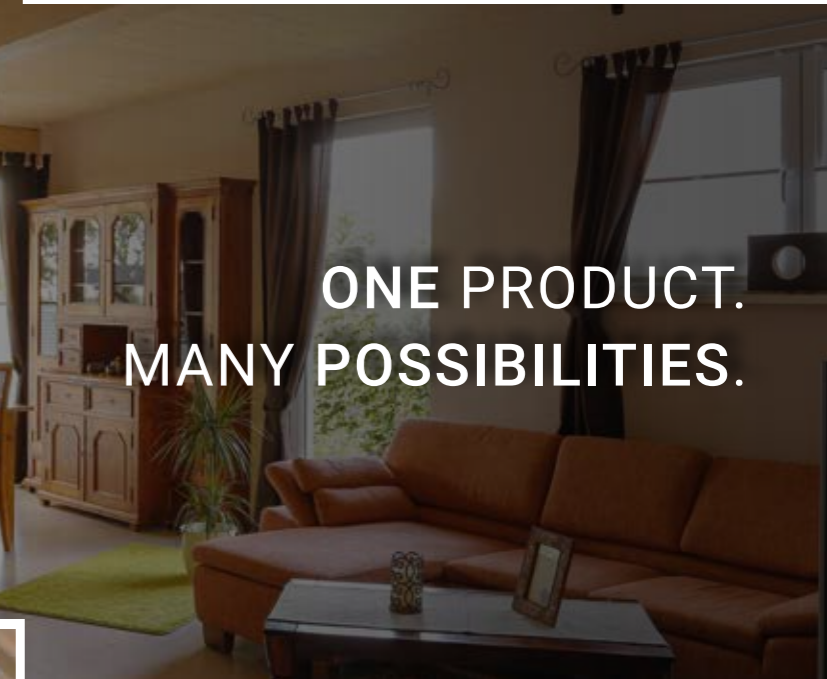
- Wall
- Ceiling
- Roof

Example of application areas:

- Single and multi-family houses
- Modular constructions
- Building additions
- Office and commercial buildings
- Kindergartens and schools

Characteristics:

- Solid wood components
- Easy installation
- Direct load-bearing
- Healthy living environment
- Short assembly times
- High dimensional accuracy and dimensional stability
- High fire safety
- Sustainable construction material
- Low component thicknesses
- No construction moisture
- Pre-fabricated elements



02 OVERVIEW

THE PRODUCT



Production

According to EN 14080:2013

Wood species

Spruce / Pine (other wood species upon request)

Strength classes

GL24h, GL28h, GL32h

Surfaces

Visible Quality and Industrial-visual Quality
(Quality is valid upon delivery)

Cross-sections:

Thickness: 60 to 280 mm in lamella grid
Width up to 1.000 mm (processing up to 600 mm)*

* Please note that a maximum ratio of 1 to 8 (thickness to width) must be maintained.

Length

2.00 to 16.00 m (lengths < 2.00 m in multiple lengths or upon request)

Gluing

PUR (surface and finger-jointing)

Lamella thickness

up to 45 mm

Density

approx. 500 kg/m³

Service class

1 + 2



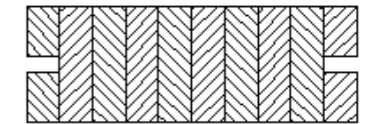
PROFILE COMBINATIONS
ON REQUEST

GROOVE AND TONGUE DIMENSIONS

The edges are finished with an approx. 4 mm chamfer as standard (square-edged or rounded edges are also possible).

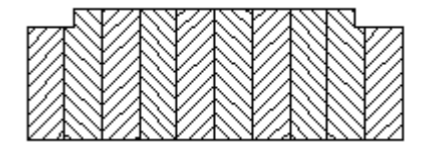
Groove and tongue joint

Thickness: 60 to 280 mm
Groove: 40 x 20 mm (t x w)



Rebate

Thickness: 60 to 280 mm
Rebate: 90 x 40 mm (t x w)



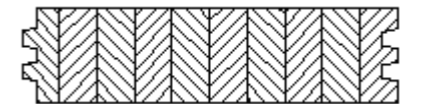
Single groove und tongue

Thickness: 60 mm (solely)
Tongue: 15 mm
Groove: 17 mm



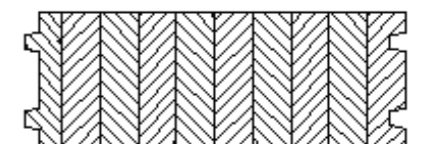
Double groove und tongue (Variante I)

Thickness: 80 to 120 mm
Tongue: 15 mm
Groove: 17 mm



Double groove und tongue (Variante II)

Thickness: 140 to 280 mm
Tongue: 15 mm
Groove: 17 mm



03 CERTIFICATE | DECLARATION OF PERFORMANCE

You can find on our homepage the **Certificate of Consistency of Performance Glulam | DUO | TRIO beams** and the **Declaration of Performance Glulam**. Please scan the QR code.



04 MIX AND MATCH

Founded as a planing mill, we now see ourselves as a full-range supplier and are now one of the largest suppliers of wood and planing products in Germany. We see ourselves not only as suppliers, but also as a reliable partner for our customers.

OUR PRODUCTS – VERSATILE AND COMBINABLE



Planed timber

Wooden profiles
Laths / Framing timber
Facade
Solid wood flooring
Framework / subframes with or without surface treatment



Garden wood

Deckboards
Subframe / Posts
Multi-Deck




KVH® | DUO | TRIO | Glulam | Timber framing

In stock / Custom orders
Fixed-length cutting
High-Tech Engineered framing
Glulam building elements
Timber frame elements



Lumber

CE Battens / Strips
Formwork / Planks
Square timbers / Wedge planks



Plywood

Softwood plywood, Eastern European, Asian and South American as well as premium-grade products



Edge-glued panels Three-layer panels



OSB boards

Dull
Tongue and groove



Wood briquettes | Wood pellets





CORDES

Everything from one source.

From planing mill to full-range supplier.

Our ultimate goal:

Customer satisfaction

Our strengths :

- Wide range of wood products
- Mix and match options
- Manufacturing expertise:
Planned timber, KVH®, Glulam, DUO, TRIO,
Edge-glued panels
- Timber framing machines
(joinery machines)
- Worldwide direct imports
- High quality standards
- Short communication channels
- Reliable logistics services
- Cooperation based on partnership



Cordes GmbH & Co. KG
Am Lunedeich 160 - 27572
Bremerhaven - Germany
Tel: +49 (0)471-97392-0
Fax: +49 (0)471-97392-55
E-mail: info@cordes-holz.de
www.cordes-holz.de



 /cordes_holz  /cordes-holz